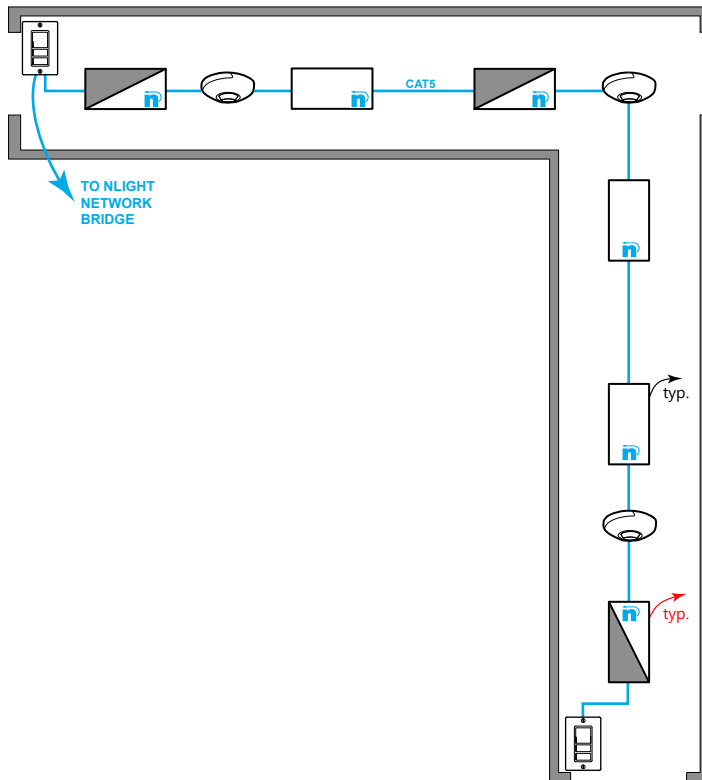


CORRIDOR: NLIGHT ENABLED FIXTURES



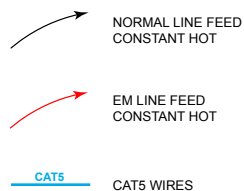
T24 COMPLIANT SEQUENCE OF OPERATION

- ✓ **AREA CONTROLS §130.1a**
 - SINGLE POLE DIMMING SWITCH
 - ON/OFF/RAISE/LOWER
 - 3 WAY SWITCH
- ✓ **MULTILEVEL LIGHTING CONTROLS §130.1b**
 - FIXTURES ARE NLIGHT ENABLED AND DIMMABLE
 - PROVIDE UNSWITCHED HOT TO ALL LUMINAIRES
- ✓ **AUTO SHUT-OFF §130.1c**
 - LIGHTS AUTOMATICALLY GO TO 100% WHEN OCCUPIED, AND RECUDE TO PARTIAL 50% WHEN UNOCCUPIED.
 - SECONDARY TIME OUT IS AVAILABLE TO TURN OFF THE LIGHT IF REQUIRED.
- ✓ **DAYLIGHT CONTROLS §130.1d**
 - EXEMPTED: GENERAL LIGHTING LOAD IN DAYLIGHT ZONE IS <120W

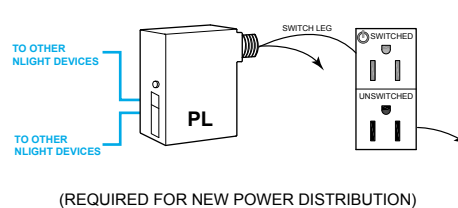
NOTES:

- NLIGHT ECLYPSE CONTROLLER AND NLIGHT BRIDGES CAN BE UTILIZED FOR NETWORK CONTROL, DEMAND RESPONSE, AND/OR BMS INTERFACE




DIAGRAM LEGEND



PLUG LOAD CONTROL DIAGRAM



BILL OF MATERIAL

	QTY	PRODUCT #	DESCRIPTION
	6	-	NLIGHT ENABLED FIXTURE
	3	NCM-PDT-9-RJB	CEILING MOUNTED OCCUPANCY SENSOR
	2	NPODMA-DX	SINGLE GANG, SINGLE POLE DIMMING SWITCH