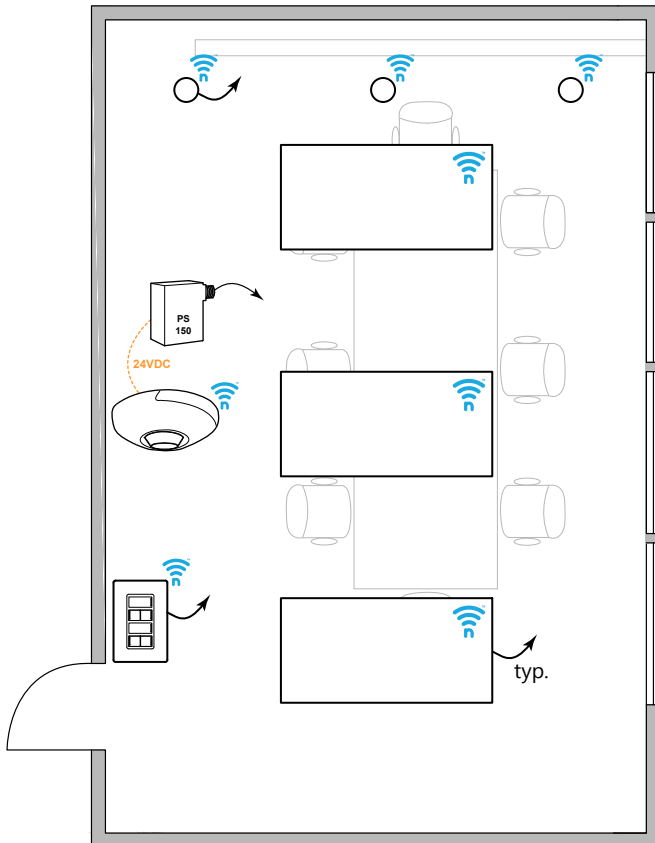


## CONFERENCE ROOM: NLIGHT AIR ENABLED FIXTURES & POWERED DEVICES






### T24 COMPLIANT SEQUENCE OF OPERATION

- ✓ **AREA CONTROLS §130.1a**
  - DOUBLE POLE DIMMING SWITCH
  - ON/OFF/RAISE/LOWER
- ✓ **MULTILEVEL LIGHTING CONTROLS §130.1b**
  - FIXTURES ARE NLIGHT AIR ENABLED AND DIMMABLE
  - PROVIDE UNSWITCHED HOT TO ALL LUMINAIRES
- ✓ **AUTO SHUT-OFF §130.1c**
  - VACANCY MODE OR PARTIAL ON UPON OCCUPANCY, AND TURN-OFF AUTOMATICALLY WHEN UNOCCUPIED
- ✓ **DAYLIGHT CONTROLS §130.1d**
  - EXEMPTED: GENERAL LIGHTING LOAD IN DAYLIGHT ZONE IS <120W

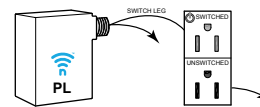
#### NOTES:

- THIS DIAGRAM REPRESENTS STANDALONE ROOM
- NLIGHT ECLYPSE CONTROLLER AND NLIGHT AIR ADAPTER CAN BE UTILIZED FOR NETWORK CONTROL, DEMAND RESPONSE, AND/OR BMS INTERFACE
- OCCUPANCY SENSORS CAN BE ENABLED OR DISABLED BASED ON TIME SCHEDULE

### DIAGRAM LEGEND





-  NLIGHT AIR
-  NORMAL LINE FEED CONSTANT HOT
-  24VDC WIRES

### PLUG LOAD CONTROL DIAGRAM



(REQUIRED FOR NEW POWER DISTRIBUTION)

### BILL OF MATERIAL

QTY	PRODUCT #	DESCRIPTION
 -	<b>RPP20-24V-EFP-G2</b>	ON/OFF 20 AMP POWER PACK 24VDC OUTPUT TERMINALS
 6	-	NLIGHT AIR ENABLED FIXTURE
 1	<b>RPODLA-2P-DX-G2</b>	SINGLE GANG, DOUBLE POLE DIMMING SWITCH (ON/OFF/RAISE/LOWER), LINE VOLTAGE
 1	<b>RCMS-PS-150-PDT-9-G2</b>	CEILING MOUNTED OCCUPANCY SENSOR + PHOTOCELL, INCLUDES POWER SUPPLY PS 150 PHOTOCELL IS DUAL ZONE TYPE